


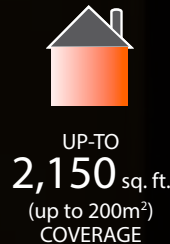
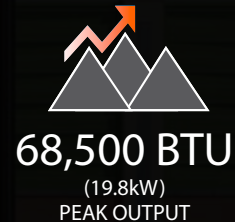
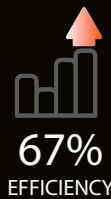


Nectre N65 Wood Stove

Elegant, powerful heating with high efficiency and low emissions



Specifications



- Certified for EPA 2020 New Source Performance Standards
- Finished in black metallic paint
- Steel door with ceramic glass
- 6" stove pipe diameter
- Steel baffle with steel brick retainer and firebrick lining to improve thermal mass
- Rear clearance 10" (254mm)
- Approved hardwood storage box

■ Emissions quoted are grams per kilogram. Construction of the Nectre N65 is mild steel. Warranty* provided is on the firebox only. Efficiency percentages quoted are peak. Burn time quoted is up to. BTU/Kilowatt output quoted is peak.

* Burn times may vary, to achieve best burn rate times please visit www.nectreusa.com



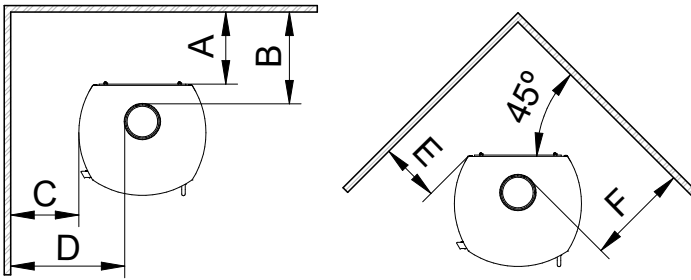


N65 Wood Stove

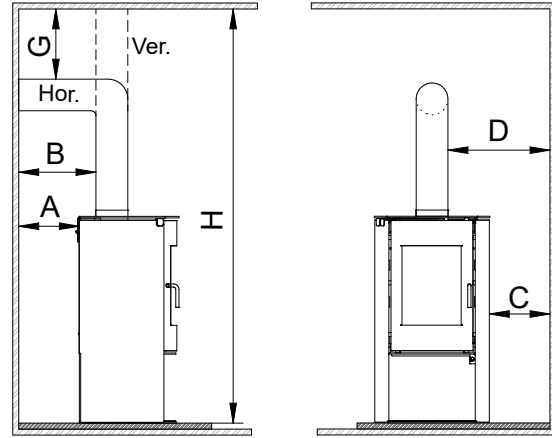
Radiant / Convection
Wood Stove



Clearances to Combustible Material



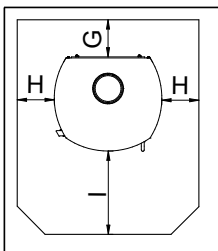
Back Wall Exit Configuration



Minimum Clearance	Single Wall Connector	Double Wall Connector
A Back wall to stove rear	13" (330 mm)	10" (254 mm)
B Back Wall to connector pipe	16,5" (419 mm)	13" (330 mm)
C Side wall to stove side	12" (305 mm)	12" (305 mm)
D Side Wall to connector pipe	20,5" (521 mm)	20" (508 mm)
E Corner wall to stove corner	10,5" (267 mm)	6" (153 mm)
F Corner wall to connector pipe	18,5 po (470 mm)	13,5 po (343 mm)

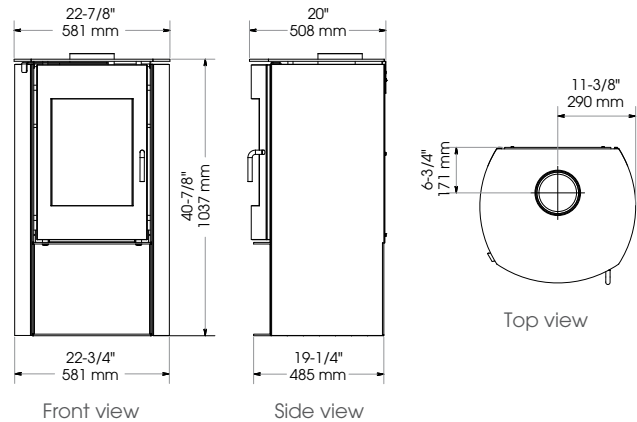
Minimum Clearance	Single Wall Connector	Double Wall Connector
A Back wall to stove rear	17 po (432 mm)	10 po (254 mm)
B Back Wall to connector pipe	20,5 po (521 mm)	13 po (330 mm)
C Side wall to stove side	12 po (305 mm)	12 po (305 mm)
D Side Wall to connector pipe	20,5 po (521 mm)	20 po (508 mm)
G Ceiling to horizontal connector pipe	18 po (457 mm)	16 po (407 mm)
H Ceiling to floor	82 po (2083 mm)	82 po (2083 mm)

Floor Protector (Hearth)



	Floor Protector	
	US	Canada
G	S. O.	8" (203 mm)
H	5" (127 mm)	8" (203 mm)
I	16" (406 mm)	18" (457 mm)

* For rear horizontal vents extend protection under and 2" either side of vent



Model #	N65
Description	Wood stove

Heat Output	68,500 BTU's/hr
Recommended Heating Area	Up to 200m ² (2,150 sq. ft.)

Carton Dimensions (WxHxD)	28-1/8" x 48-5/8" x 25-3/8"
	71.5 cm x 123.5 cm x 64.5 cm

Weight	419 lbs (190.0 KG)
Warranty ¹	10-year limited